


Alternative Application for Illinois Financial Aid User Guide

The Retention of Illinois Students & Equity (RISE) Act, which went into effect on January 1, 2020, provides that “a student who is an Illinois resident and who is not otherwise eligible for federal financial aid, including, but not limited to, a transgender student who is disqualified for failure to register for selective service or a noncitizen student who has not obtained lawful permanent residence, shall be eligible for state financial aid and benefits ...”.



The Illinois Student Assistance Commission (ISAC) has developed the Alternative Application for Illinois Financial Aid to provide a pathway for students who meet the provisions of the RISE Act to apply for the Monetary Award Program (MAP) for the 2020-21 award year. The Alternative Application collects much of the same data as the Free Application for Federal Student Aid (FAFSA®), but is administered by ISAC.

The Application Process

Complete Pre-Screening Questions



- Questions will be presented to help determine if you are eligible to complete this application or if you should complete the FAFSA.
- You will be provided with guidance on which application to complete after completing the pre-screening questions.
- Data collected in the pre-screening questions will be retained by ISAC and will not be shared with the colleges.

Create Student Profile



- If the pre-screening questions determine that you should proceed with this application, then you will be prompted to create an ISAC Student Profile.
- An e-mail address and challenge question will be required.
- After creating your profile, an ISAC ID Number will be assigned to you by ISAC.

Provide Student and Parent Data



- There are seven sections in the application which collect demographic and financial information about the applicant, and about the parent(s) for dependent students.
- Separate e-mail addresses are required for the applicant and the parent so that a PIN can be sent to them to electronically sign the application.
- Both the student and parent(s) should provide 2018 tax and/or income information for the 2020-21 award year application.

Review, Sign, and Submit

- E-mail messages will be sent to the addresses provided in the application and each will contain the PIN number the student and parent will need to sign the application.
- Student applicants will be presented with an Eligibility and Certification/Affidavit statement which should be carefully reviewed, and if in agreement, applicants can proceed and provide their electronic signature (PIN).
- Once all required data and signatures have been provided, the application can be submitted to ISAC electronically.

Tips and Notes About Completing the Application

There are **seven sections** in the application:

- Section 1 – Demographic information about the student
- Section 2 – Student’s income and asset information
- Section 3 – Questions to determine if a student is dependent or independent
- Section 4 – Demographic and financial information about the applicant’s parents
- Section 5 – Household information about independent students
- Section 6 – School choices
- Section 7 – Review/edit data provided, certify eligibility and accuracy of information, and electronically sign the application

Here is a **list of documentation needed** to complete the application:

- 2018 federal income tax returns, W-2s, and other records of money earned
- Bank statements and records of investments (if applicable)
- Records of untaxed income (if applicable)
- List of colleges the student would like to attend
- Parents of dependent students will also need most of the same information listed above

Here is important information **about the PIN** you’ll need to sign the application:

- ISAC will provide separate four-digit Personal Identification Numbers (PINs) to the student and parent that must be used to electronically sign the application.
- The PINs will be sent to the e-mail addresses that are provided on the application.
- The student and parent must provide two separate e-mail addresses.
- The application is not considered complete and cannot be submitted until electronic signatures (PINs) have been provided.

Here is some other helpful information:

- A **Save** function is available in the application that will allow you to save your data and return at a later time to finish completing the application.
- If you forget your log-in information, you can contact ISAC at 1-800-899-4722 for assistance. Select Option 3.
- If, as a dependent applicant, you are unable to provide parental data due to a special circumstance or unique situation (such as fleeing an abusive home) you should contact the financial aid office at the college you plan to attend for guidance and assistance.

Here is important information about ISAC’s Privacy Policy:

- ISAC respects your right to privacy. ISAC is committed to ensuring that your personal, professional and financial information is secure. We have taken numerous steps to help safeguard the integrity of our communications and computing infrastructure, including but not limited to authentication, monitoring, auditing, and encryption. Security measures have been integrated into the design, implementation and day-to-day practices of the entire ISAC operating environment as part of our continuing commitment to risk management. Please read ISAC’s [complete policy](https://www.isac.org/complete-policy) at [isac.org](https://www.isac.org) to understand how your personal information will be used.

PRE-SCREENING QUESTIONS



Illinois Student Assistance Commission

STUDENT

In order to be eligible to apply for a MAP grant through this application, you must meet *all* of the following criteria:

1. you resided with your parent or guardian while attending a public or private high school in Illinois;
2. you graduated from a public or private high school, or received the equivalent of a high school diploma, in Illinois;
3. as of the date you graduated from high school or received the equivalent of a high school diploma, you had attended school in Illinois for at least three (3) years;
4. by signing the Alternative Application for Illinois Financial Aid you will be providing an affidavit stating that you will file an application to become a permanent resident of the United States at the earliest opportunity you are eligible to do so; and
5. you have not established a residence outside of Illinois.

Do you meet *all* of the above criteria?

- Yes
 No

BACK

CONTINUE

- The pre-screening questions must be answered to determine if you are eligible to complete the application.
- These questions will help you determine if you should complete the Alternative Application for Illinois Financial Aid or the Free Application for Federal Student Aid (FAFSA®).

STUDENT

Your eligibility to file an Alternative Application for Illinois Financial Aid is based on either your noncitizen or U.S. citizen status. Based on the response you provided, you are a U.S. citizen (U.S. National) or federal eligible noncitizen.

NOTIFICATION:

By completing this Alternative Application for Illinois Financial Aid you are applying for the Illinois Monetary Award Program (MAP) only.

If you would like to determine whether you are eligible for federal student aid you must complete the Free Application for Federal Student Aid (FAFSA®).

According to the RISE Act (Public Act 101-0021), if you are eligible to file the Alternative Application for Illinois Financial Aid as a transgender person, you do not have to register for Selective Service in order to qualify for Illinois State aid; however you will NOT be eligible for federal student aid if you are required to register for Selective Service but do not do so.

Are you a transgender person?

- Yes
 No

Do you have a Social Security number?

- Yes
 No

Please provide your Social Security number*

*Why is ISAC asking for my Social Security number? Your information is used to determine if a student has previously received federal student aid. Information will NOT be provided to colleges and universities as part of a student record. No Social Security number will be required for the application itself.

BACK

CONTINUE


Noncitizen and transgender students who are not eligible for federal student aid may be eligible to apply for the Illinois Monetary Award Program by completing the Alternative Application for Illinois Financial Aid.

A student who indicates they are a transgender student will be asked to provide a Social Security Number (SSN) which will only be used for ISAC purposes in furtherance of the student's application for MAP. The SSN will NOT be shared with your school or third parties.

STUDENT PROFILE

Student Profile ✕

[LOGIN](#) [SIGN UP](#)

Account Information	Personal Information
First Name* <input type="text"/>	Challenge Question* <input type="text"/>
Last Name* <input type="text"/>	Challenge Answer* <input type="text"/>
E-mail* <input type="text"/>	
Confirm E-mail* <input type="text"/>	
Password* <input type="text"/>	
Confirm Password* <input type="text"/>	
<input type="checkbox"/> I'm not a robot  reCAPTCHA Privacy - Terms	
<input type="button" value="CREATE ACCOUNT"/>	

If it is determined that you are eligible to complete the Alternative Application, you will be prompted to create a Student Profile. All fields on this screen are required to proceed.

Make note of the email, password and challenge question used for future reference

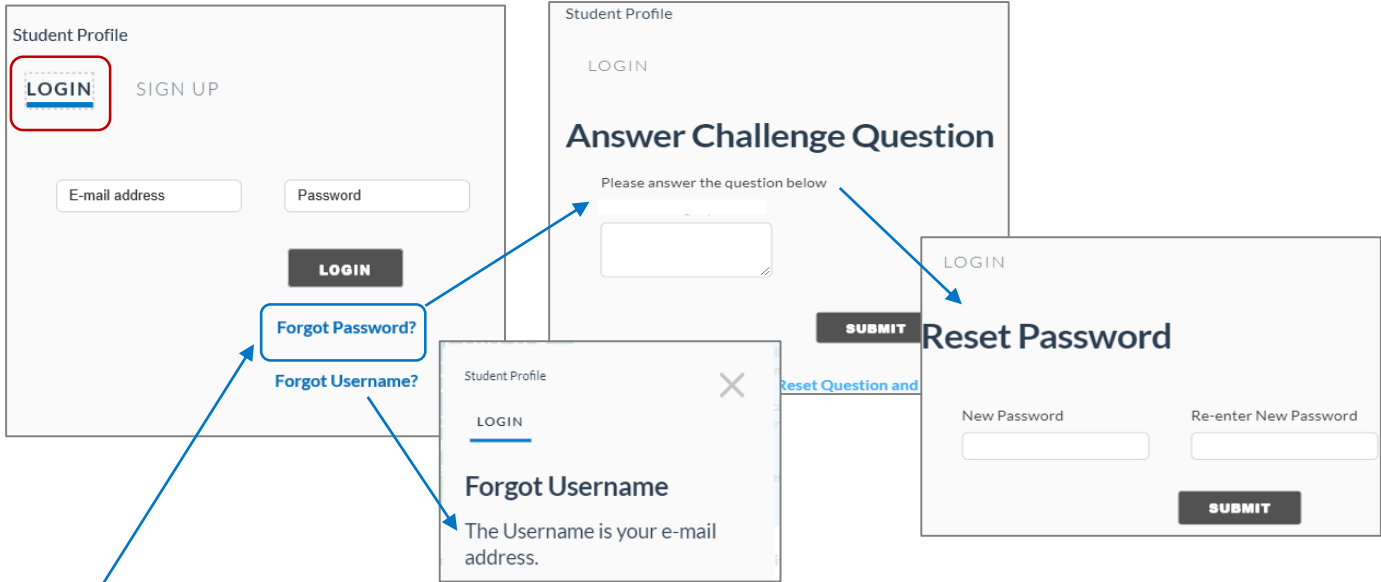
The e-mail address provided should be a permanent one that you will have regular, permanent access to (and not one used just for high school purposes).

If you already have an ISAC Student Portal Account, you will need to use a different e-mail address than the one used for the Student Portal.

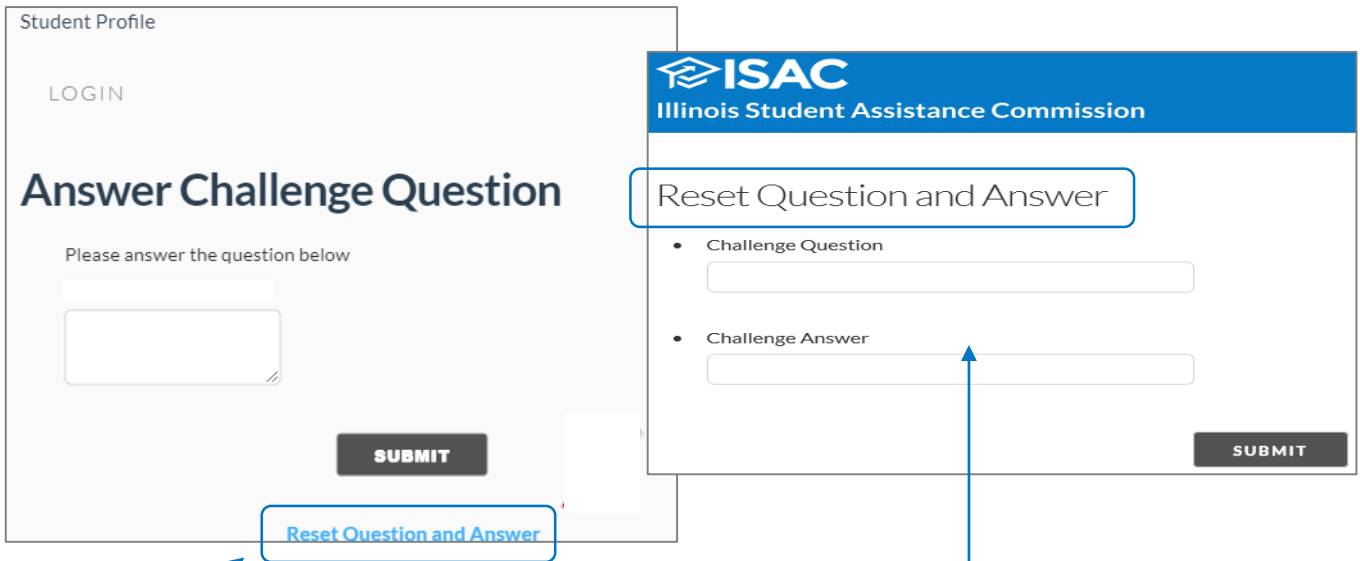
Once you have created your Profile, ISAC will assign an ISAC ID Number to you and it will remain the same for all award years that you apply for MAP.

Your ISAC ID Number is unique to you, and you should make note of it in addition to the information you used to create your ISAC Student Profile.

RESETTING YOUR PASSWORD OR CHALLENGE QUESTION



If you have forgotten your Student Profile password, you can easily reset it by clicking on the “Forgot Password” link on the Log In screen. You will be asked for your **User ID, which is the e-mail address you used when you set up your Student Profile**, and then you will be prompted to answer your challenge question. After correctly answering the question, you will be prompted to reset your password.



To reset your challenge question and answer, navigate to the Log In screen and select “Forgot Password” and then “Reset Question and Answer.” **An e-mail will be sent to the e-mail address you used when you created your Student Profile with instructions on how to reset your challenge question and answer. Click on the URL in the e-mail** and you will be able to set a new challenge question and answer.

For additional assistance, you may contact ISAC Student Services at 1-800-899-4722 or isac.studentservices@illinois.gov.

STUDENT SECTIONS

The screenshot shows the ISAC logo and navigation tabs for Section 1 (Student), Section 2 (Student), Section 3 (Student), Section 4 (Parent), Section 5 (Student), Section 6 (Student), and Section 7 (Review & Signature). The current page is titled "Student Information > Demographics". It contains several form fields: "Your ISAC ID Number" (781769251), "Last name" (APPLICATION), "First name" (ALTERNATIVE), "Middle initial", "Permanent mailing address" (Number and street, City, State, ZIP Code), "Your date of birth", "Your telephone number", "Driver's license number", "Driver's license state" (a dropdown menu with "-- Select --" selected), and an "e-mail address" field (pre-populated with TEST@ISAC.ORG). A blue arrow points from the "Driver's license state" dropdown to a text box on the right.

Section 1 of the application collects demographic information about the student, such as name, address, date of birth, etc.

Complete all fields as accurately as possible.

Once all questions have been answered, select the Next button at the bottom of the screen to navigate to the next page and save the data that you've entered.

Red messaging will indicate if you have not provided information for a required field, and you won't be able to proceed to the next page until information has been entered in the required field.

The e-mail field is pre-populated with the e-mail address provided when creating a Student Profile. Once the Next button is selected on this screen, an e-mail with the student's PIN will be sent to the applicant.

The screenshot shows the ISAC application interface for Section 2: Student Information > Tax Information. A green banner at the top says "Application was successfully saved." Below it, there is a question: "For 2018, have you (the student) completed your IRS income tax return or another tax return?" with three radio button options: "I have already completed my return", "I will file but have not yet completed my return", and "I'm not going to file". Another question asks "What income tax return did you file or will you file for 2018?" with three radio button options: "IRS 1040", "A foreign tax return, IRS 1040NR or IRS 1040NR-EZ", and "A tax return with Puerto Rico, another U.S. territory, or Freely Associated State". A third question asks "For 2018, what is or will be your tax filing status according to your tax return?" with a dropdown menu showing "Single" selected. A blue arrow points from the "Single" option to a text box on the right. At the bottom, there is a question: "Did (or will) you file Schedule 1 with your 2018 tax return? Answer 'No' if you did not file Schedule 1 or only filed Fund dividend." with three radio button options: "No", "Yes", and "Don't Know".

Subject: Alternative Application for Illinois Financial Aid

You are receiving this e-mail because you created an account to complete the Alternative Application for Illinois Financial Aid to apply for the Monetary Award Program (MAP), administered by the Illinois Student Assistance Commission (ISAC). The PIN that you will need to sign your application is provided below.

PIN 7112

Please keep your PIN confidential and do not share it with anyone.

Section 2 of the application collects information about the student applicant's income and assets.

In order to complete this section, you will need your 2018 federal tax returns, W-2s, and/or other records of money earned in 2018, as well as information about your assets using documents such as bank statements, records of investments, and/or other records of untaxed income.

Help text for each question provides additional guidance.

DEPENDENCY STATUS AND PARENT SECTION

Section 1 Student ✓
Section 2 Student ✓
Section 3 Student ✎
Section 4 Parent
Section 5 Student
Section 6 Student
Section 7 Review & Signature

Student Information > Dependency Status

Application was successfully saved.

Answer the questions in this section to determine if you will need to provide parental information.

Were you born before January 1, 1997? ?
 Yes
 No

As of today, are you married? (Also answer "Yes" if you are separated but not divorced.) ?
 Yes
 No

At the beginning of the 2020-2021 school year, will you be working on a master's or doctorate program (such as an MA, MBA, MEd, or graduate certificate, etc.)? ?
 Yes
 No

Are you currently serving on active duty in the U.S. Armed Forces for purposes other than training? ?
 Yes
 No

Are you a veteran of the U.S. Armed Forces? ?
 Yes
 No

Section 3 asks a series of questions to determine if the student is a dependent or independent student for purposes of the application, which is an important factor in determining a student's financial need for state financial aid.

These are the same questions that are asked on the FAFSA and the definitions for terms used in these questions are the same as well.

A student who does not meet at least one of the independent student criteria for the academic year is considered a dependent student and must also provide parental information on the application.

Section 1 Student ✓
Section 2 Student ✓
Section 3 Student ✓
Section 4 Parent ✎
Section 5 Student
Section 6 Student
Section 7 Review & Signature

Parent Information > Demographics

Your ISAC ID Number ?
781769251

Answer all the questions in Section Four even if you do not live with your legal parents (biological, adoptive, or as determined by court order, for example, if the parent is listed on the birth certificate). Grandparents, foster parents, legal guardians, widowed stepparents, and siblings are not considered parents for this application unless they have legally adopted you. If your legal parents are married but not married to each other and live together, answer the questions about both of them.

As of today, what is the marital status of your parents? ?
 Married or Remarried
 Never married
 Divorced or Separated
 Widowed
 Unmarried and both legal parents living together

Month and year they were married, remarried, separated, divorced or widowed. ?

Parent 1

Section 4 is for parental data that is needed for dependent students. It collects demographic and financial information about the parent.

The definition of parent is provided at the beginning of the section and additional guidance is provided in the help text for each question.

In this section you must also provide your parent's e-mail address so that a PIN can be sent to parent to electronically sign the application.

Your parent's e-mail address cannot be the same as the student's e-mail address.

SCHOOL INFORMATION AND REVIEW PROCESS

Section 1 Student ✓

Section 2 Student ✓

Section 3 Student ✓

Section 4 Parent ✓

Section 5 Student

Section 6 Student

Section 7 Review & Signature

Student Information > School Information

Application was successfully saved. X

Indicate which colleges you want to receive your application data.

1ST Federal School Code ?
-- Select --

Housing Plans ?

On-Campus

With Parent

Off Campus

Section 6 is where you will select the Illinois schools that you are most interested in attending and to which you would like your financial data sent so that they can determine your eligibility for the Monetary Award Program (MAP).

You may select up to 10 schools. You should include your top choices, even if you haven't applied for admission or been accepted yet.

For each school you select, choose the housing plan that you would most likely have if attending that school.

The list of schools that you can select from is the complete list of schools in Illinois that are approved to participate in MAP.

ISAC
Illinois Student Assistance Commission

Update Profile ALTERNATIVE APPLICATION (Logout)
To ensure your data is secure be sure to logout and close your browser when completed.

ALTERNATIVE APPLICATION FOR ILLINOIS FINANCIAL AID 2020-2021 SAVE

Section 1 Student ✓

Section 2 Student ✓

Section 3 Student ✓

Section 4 Parent ✓

Section 5 Student

Section 6 Student

Section 7 Review & Signature

Application was successfully saved. X

REVIEW ELIGIBILITY REQUIREMENTS CERTIFICATION/AFFIDAVIT PARENT SIGNATURE AND CERTIFICATION

Your ISAC ID Number ?
781769251

- ▶ Section 1 - Student
- ▶ Section 2 - Student
- ▶ Section 3 - Student
- ▶ Section 4 - Parent
- ▶ Section 5 - Student
- ▶ Section 6 - Student

2/5/2020

Once all required sections and data fields have been completed on the application, you will have an opportunity to review the information before submitting it.

You can navigate back to an appropriate section if a correction or update is needed at this point.

Applicants are encouraged to print a copy of the Application Summary before signing and submitting the application. 8

SIGNING AND SUBMITTING THE APPLICATION

REVIEW **ELIGIBILITY REQUIREMENTS** **CERTIFICATION/AFFIDAVIT** PARENT SIGNATURE AND CERTIFICATION

By signing this application electronically using my username and password and/or any other credential, I certify that I have read the Alternative Application for Illinois Financial Aid requirements and that I either meet the requirements of Eligibility Status 1 or Eligibility Status 2, as stated, making me eligible to complete this Alternative Application for Illinois Financial Aid.

I also understand that I am applying to be considered for the Monetary Award Program (MAP) grant and that my eligibility will be determined based on additional factors, including, but not limited to, my financial condition, Illinois residency and the availability of funds appropriated by the State.

If I am not a U.S. Citizen (U.S. National) or eligible noncitizen as defined in federal law, I hereby swear or will file an application to become a permanent resident of the United States at the earliest opportunity to do so.

I further certify that I am the person identified by the username and password, and/or any other credential not disclosed that username and password and/or any other credential to anyone else.

I understand that any person who, by means of any false statement, willful misrepresentation, or through fraudulent device obtains or attempts to obtain or aids or abets any person in obtaining student aid from Student Assistance Commission to which the person is not entitled, will be guilty of a Class B misdemeanor. An award obtained by such means will be recoverable in a civil action. (110 ILCS 947/120)

I certify that to the best of my knowledge all of the information and attestations provided in this application are true, accurate and complete.

Signature Status

Both you and a parent need to sign your Alternative Application for Illinois Financial Aid.

You may only sign for yourself. Your parent must sign using your ISAC ID Number and the parent PIN that was provided to your parent in an earlier e-mail. If your parent cannot locate the e-mail containing the PIN, click on the button labeled, "Resend Link & PIN".

Required Student Signature: UNSIGNED **RESEND LINK & PIN**

PROVIDE SIGNATURE

Section 7 is where students and parents of dependent students review the certification statement regarding the information they've provided on the application and electronically sign the application if they agree, using the PIN provided to them by ISAC.

The student applicant must first review the Eligibility Requirements, and then the Certification and Affidavit statements.

If the student is in agreement with the certification and affidavit statements, he/she should then click on the Provide Signature button, which will activate the data field for the PIN. Once the student has entered the PIN, the applicant should click on the Save button.

If the applicant is not able to locate the e-mail to which the PIN was sent, another PIN can be requested by clicking on the Resend Link & PIN button.

The "Submit" button will remain grayed out until a parent signature is provided, if required. If a parent signature is not required, the applicant should click on the activated "Submit" button and that will complete the application process.

Please provide 4 digit PIN sent to student e-mail

SAVE CANCEL

SUBMIT < PREVIOUS NEXT >

SIGNING AND SUBMITTING THE APPLICATION


Section 1 Student
Section 2 Student
Section 3 Student
Section 4 Parent
Section 5 Student
Section 6 Student
Section 7 Review & Signature

[REVIEW](#)
[ELIGIBILITY REQUIREMENTS](#)
[CERTIFICATION/AFFIDAVIT](#)
[PARENT SIGNATURE AND CERTIFICATION](#)

By signing and submitting this signature page, I agree, if asked, to provide documentation that verifies the accuracy of the completed Alternative Application for Illinois Financial Aid. This documentation may include, but is not limited to, a copy of my U.S. or State income tax form or pay stubs.

I understand that any person who, by means of any false statement, willful misrepresentation or through other fraudulent device obtains or attempts to obtain or aids or abets any person in obtaining student aid (from the Illinois Student Assistance Commission) to which the person is not entitled will be guilty of a Class B misdemeanor and the award obtained by such means will be recoverable in a civil action. (110 ILCS 947/120).

I certify that to the best of my knowledge all information and attestations provided in this application are true, accurate and complete.



Required Parent Signature: UNSIGNED RESEND LINK & PIN

PROVIDE SIGNATURE


The parent (for dependent applicants) must also sign the application using the PIN sent to the e-mail address provided for the parent in Section 4 of the application.

The parent may sign at the same time as the student, or the parent may log in at a later time. The parent will need the student's ISAC ID Number, and the parent PIN to access the application.

The parent will be provided with a certification statement to review, and if in agreement, must then click the Provide Signature button, which will activate the data field for the PIN. Once the parent has entered the PIN, he or she should click on the Save button.


Please provide 4-digit PIN sent to parent e-mail

SAVE CANCEL


Update Profile
ALTERNATIVE APPLICATION (Logout)
To ensure your data is secure be sure to logout and close your browser when completed.

ALTERNATIVE APPLICATION FOR ILLINOIS FINANCIAL AID 2020-2021

Application Submission Confirmation

 **Congratulations, ALTERNATIVE**
Your Alternative Application for Illinois Financial Aid was successfully submitted to the Illinois Student Assistance Commission.

ISAC ID Number : 781769251

What Happens Next

- Your Alternative Application information will be made available to the school(s) you listed on your application. The information will be used to determine the financial aid, including MAP, you will be eligible to receive.
- Your school(s) will contact you if more information is needed and/or to inform you about your financial aid award package.
- If you have questions about your financial aid award package, contact your school(s).
- Corrections to information you submitted on the application are not currently being accepted. The corrections process will open no later than the end of February 2020. We encourage you to contact the financial aid office of the school you plan to attend to discuss information that needs to be corrected.

An abbreviated version of your confirmation page has been sent to you at the e-mail address:
MUNIBA.HASNAIN@ILLINOIS.GOV

PRINT THIS PAGE

Once all required signatures have been provided, the Submit button will be activated and the student can submit the application to complete the process.

If the application is successfully submitted, the student will receive a confirmation page, as well as an e-mail.

It is recommended that the student print the confirmation page for their records.

The student's ISAC ID Number is provided on the confirmation for future reference.

This ISAC ID Number will stay the same for the student for each award year.

Subject: Alternative Application for Illinois Financial Aid Successfully Submitted

This e-mail confirms that your 2020-21 Alternative Application for Illinois Financial Aid - used to apply for the Monetary Award Program (MAP), administered by the Illinois Student Assistance Commission (ISAC) - was successfully submitted.

Application Receipt Date: 12/20/2019

Schools listed on your application:

FREQUENTLY ASKED QUESTIONS

What does RISE stand for and what's the purpose of the legislation?

The Retention of Illinois Students and Equity (RISE) Act provides the opportunity for a student attending college in Illinois who is deemed an Illinois resident for tuition purposes and is not otherwise eligible to receive federal financial aid to apply and receive consideration for state financial aid.

Can any undocumented student apply using the new Alternative Application?

A state eligible noncitizen student may be eligible to apply for ISAC gift assistance programs under the RISE Act provisions if they are: “any person who is deemed an Illinois resident for tuition purposes under state law”. To qualify, an applicant must meet all of these criteria, which are based on Illinois statute regarding in-state tuition eligibility:

- the individual resided with his or her parent or guardian while attending an Illinois public or private high school;
- the individual graduated from a public or private high school or received the equivalent of a high school diploma in Illinois;
- the individual attended school in Illinois for at least 3 years as of the date the individual graduated from high school or received the equivalent of a high school diploma;
- the individual provides an affidavit stating that the individual will file an application to become a permanent resident of the United States at the earliest opportunity the individual is eligible to do so; and
- the individual has not established a residence outside of Illinois.

For residency under the RISE Act provisions, do the 3 years have to be consecutive?

The requirement that an applicant attended a school in Illinois for three years prior to high school graduation does not have to happen consecutively, but the three years must have been prior to high school graduation.

Do I need to file my taxes to complete the Alternative Application for Illinois Financial Aid?

The application for the 2020-21 award year collects information about income earned in 2018. If you filed your 2018 taxes, you can use information from your 2018 tax forms to complete the income sections of the application. If you were not required to file taxes or have not filed yet, you can use other records of income earned such as W-2s, income statements, or records of money earned. If you have questions about whether or not you are required to file taxes, visit the Internal Revenue Service website at [irs.gov](https://www.irs.gov) for more information, or consult with an accountant or tax specialist.

If I have already met the criteria to complete the Alternative Application for Illinois Financial Aid, but my parents moved out of state at some point during or after my senior year, will I lose my eligibility for state financial aid?

The RISE Act defines the eligibility criteria that you must meet to qualify to complete the Alternative Application. However, you must also meet the eligibility criteria for ISAC's financial aid programs, including the Illinois residency requirement. For a dependent student to be considered an Illinois resident and be eligible to receive the MAP Grant, the parent of the dependent student who is required to complete the Alternative Application must physically reside in Illinois and Illinois must be his/her true, fixed, and permanent home.

Is the Alternative Application for Illinois Financial Aid available to print and mail in?

No. A paper application is not available. The application must be completed online and signed electronically.

FREQUENTLY ASKED QUESTIONS

What's the definition of parent?

For purposes of the Alternative Application for Illinois Financial Aid, the definition of “parent” is the same as the one used by the Free Application for Federal Student Aid (FAFSA®), which is: a biological or adoptive parent or a person determined by the state to be a parent (for example, if the parent is listed on the birth certificate). If one of your parents is widowed or divorced and has remarried, answer the questions about that parent and your stepparent. Grandparents, foster parents, legal guardians, widowed stepparents, aunts, uncles, and siblings are not considered parents on the Alternative Application unless they have legally adopted you.

Would I be disqualified from being eligible for the MAP grant if my parents are not U.S. Citizens?

No, your parents do not have to be U.S. citizens in order for you to qualify to apply for MAP. If you are eligible to apply for MAP through either the FAFSA or the Alternative Application for Illinois Financial Aid and your parents do not have Social Security Numbers, they should enter all zeroes in the SSN fields on either application.

How do I provide the affidavit that is part of the RISE Act eligibility criteria to ISAC or the college I plan to attend?

Before signing and submitting the Alternative Application for Illinois Financial Aid, the student applicant will be presented with several statements to review, and if in agreement, the student will select the option to provide an electronic signature. The Certification/Affidavit statement is included on the signature page. ISAC will retain the signature and certification information. The student does not need to provide a separate affidavit to the college to apply for state financial aid.

Is the information that I provide when I apply through the Alternative Application for Illinois Financial Aid being kept secure and protected?

The information collected on the pre-screening questions will be retained by ISAC and kept private according to the agency's privacy policies. The application data that is used to calculate the Expected Family Contribution (EFC) and the eligible award amount for the MAP grant will be retained by ISAC and will be shared with the colleges you select on the application through ISAC's secure portal that colleges use to administer ISAC programs. ISAC respects your right to privacy and is committed to ensuring that your personal, professional and financial information is secure.

ISAC has taken numerous steps to help safeguard the integrity of our communications and computing infrastructure, including but not limited to authentication, monitoring, auditing, and encryption. Security measures have been integrated into the design, implementation and day-to-day practices of the entire ISAC operating environment as part of our continuing commitment to risk management.

I am a DACA student. Can I apply for state aid using the RISE App?

Yes. If you meet the criteria specified by the RISE Act, you may be eligible to apply for state financial aid programs.

For individuals who apply using the Alternative Application, and who are eligible for a MAP Grant, will they be eligible to benefit from the MAP Priority Deadline for the following year?

Yes.

FREQUENTLY ASKED QUESTIONS

Are undocumented parents subject to different Illinois residency rules and are they required to provide different types of documentation than documented parents?

No, once you have applied for MAP through either the FAFSA or the Alternative Application for Illinois Financial Aid, you are subject to all of the same eligibility requirements.

Why do my parents and I need to have PIN numbers to complete this application?

A PIN is an electronic personal identification number that serves as an identifier to allow access to personal information and act as a digital signature. The PIN, as opposed to other forms of digital signature, does not require any physical form of identification such as a driver's license, and secures the information provided by the student and parent.

What if my parent does not have an e-mail address? Can parents/students use the same email on the application (to receive PINs)?

No, the student and parent cannot use the same e-mail address on the application. Separate e-mail addresses are required for security reasons. Your parent will need to establish an e-mail address in order to receive the Personal Identification Number from ISAC that he or she will need to electronically sign the application.

Should I start the Alternative Application even if I know I will not be able to provide my parents' information?

If you are unable to obtain your parents' information, complete the application as much as you can and contact your college's financial aid office as soon as possible. The financial aid office will evaluate your situation and let you know, if, based on their school policies, they can override the need for parent information. You will likely need to provide additional information to the college to help the financial aid office better understand your special circumstance and make a determination regarding your dependency status. ISAC does not have the authority to override dependency or financial information; that must be done by the college and they must have sufficient information to document the situation and make their decision.

The criteria to complete the Alternative Application for Illinois Financial Aid says that I had to have graduated from high school to be eligible to complete it, so if I'm currently a senior in high school, does that mean I have to wait until after I actually graduate to complete the application?

If you are currently a high school senior, you do not have to wait until after you have graduated from high school to complete the Alternative Application for Illinois Financial Aid. While the criteria does state that you have to be a high school graduate, that is a typical college admission requirement that you will need to meet in order to enroll in the college of your choice and receive the MAP grant as a college student. If you are currently a high school senior, waiting until after you graduate to complete the application could impact your ability to receive limited MAP funds, so you are encouraged to complete the application as soon as possible after it becomes available in the academic year that you will graduate from high school.

When is my application considered complete?

When all signatures have been provided. If you are a dependent student, both your signature and your parent's signature must be submitted.

RESOURCES

- ISAC Resources for Non-Eligible, Noncitizens
 - <https://www.isac.org/resources-for-non-us-citizens/>
- Illinois Association for College Admission Counseling (IACAC) – College Advising Guide for Undocumented Students
 - <https://www.iacac.org/undocumented/>
- Southern Illinois Immigrant Rights Project
 - <https://www.empowermentandjustice.org/siirp.html>
- The Immigration Project
 - <https://www.immigrationproject.org/>
- Illinois Immigration Advocates (National Immigration Legal Services Directory)
 - <https://www.immigrationadvocates.org/nonprofit/legaldirectory/search?state=IL>
- National Immigrant Justice Center
 - <https://www.immigrantjustice.org/>
- Illinois Coalition for Immigrant and Refugee Rights
 - <https://www.icirr.org/>
- Attorney Referral List for Immigration Matters
 - https://docs.wixstatic.com/ugd/9781a6_1527e04b698a4140a5873652623eb413.pdf
- An Undocumented Student’s Guide to College
 - https://docs.wixstatic.com/ugd/aec63a_1f14531400d54097997080fcb74ef531.pdf
- Immigrant Student Scholarship Guide
 - https://docs.wixstatic.com/ugd/aec63a_65a646d3cbcd4c8287552812636418ce.pdf
- West Suburban Action Project
 - <http://www.pasoaction.org/>
- Human Rights Campaign, Understanding the Transgender Community
 - <https://www.hrc.org/resources/understanding-the-transgender-community>